

Appendix

RESEARCH PAPERS PUBLISHED

1. A Comparative Investigation on Sequestration of Ni(II) Ions from Aqueous Solutions Using Untapped Tree Shells

N. Muthulakshmi Andal, **Gayathri N.S** and J. Anuradha

Proceedings on International Conference on ‘*Water Conservation- Save Blue to Save Green*’ (ISBN- 978-81-930868-7-4), 31- 37, **2015**

2. Utilization of Waste Materials from Animal/ Plant Origin in Trapping Pb(II) Ions – A Comparison

N. Muthulakshmi Andal, J. Anuradha and **Gayathri N.S**

Proceedings on International Conference on ‘*Water Conservation- Save Blue to Save Green*’, (ISBN- 978-81-930868-7-4), 48-53, **2015**

3. Adsorption Dynamics of Ecofriendly Litter Wastes for Zn(II)/Cr(VI) from Electroplating Effluents- Continuous Column Method

N. Muthulakshmi Andal, S. Charulatha, J. Anuradha and **Gayathri N.S**

SOJ Materials Science & Engineering, 4(1), 1-5, **2016**

4. A Comparative Study on the Sorption of Divalent Ions by Bivalves Shells: Equilibrium and Statistical Studies

N. Muthulakshmi Andal, S. Charulatha, **Gayathri N.S** and J. Anuradha

Chemical Science Review and Letters, 5(19), 214-223, **2016**

5. Biosorption of Divalent Ion onto Treated *Prosopis juliflora* Bark from Aqueous Solutions - Isothermal and Statistical Analysis

N. Muthulakshmi Andal, S. Charulatha and **Gayathri N.S**

Oriental Journal of Chemistry (E-SCI/Thomsan Reuters), 32(1), 1129-1137, **2016**

6. Analysis and Assessment of Fluoride levels in Consumable Products- An Overview

N. Muthulakshmi Andal, J. Anuradha and **Gayathri N.S**

Proceedings on National Conference on ‘Advanced Functional Material and their Applications in Engineering’, (ISBN: 9789384234966), **2017**

7. Efficacy of Agrowaste Material in the Removal of Divalent Ion from Aqueous Solutions – Equilibrium/ Isothermal Studies

Gayathri N.S, N. Muthulakshmi Andal and J. Anuradha

Proceedings on International Conference on 'Energy. Environment and Advanced Materials for a Sustainable Future', **2017**

8. Role of Fruit Shell as Efficient Sorbent Material in the Reclamation of Electroplating Wastewaters

J. Anuradha, N. Muthulakshmi Andal and **Gayathri N.S**

Proceedings on International Conference on 'Energy. Environment and Advanced Materials for a Sustainable Future', **2017**

9. An Investigation Approach on the Sequestration of Divalent Metal Ions Employing Animal Waste

N. S. Gayathri, N. Muthulakshmi Andal and J. Anuradha

Oriental Journal of Chemistry (SCI/ Thomsan Reuters), 33(3): 1406- 1413, **2017**

10. Utilization of a Material Derived from Animal Waste in the Biosorption of Pb(II) Ions – Isothermal/ Thermodynamic, Kinetics and Statistical Studies

J. Anuradha, N. Muthulakshmi Andal and **N.S. Gayathri**

Current World Environment (Scopus), 12 (2): 445-455, **2017**

11. Sorption Dynamics of Modified/ MNCs from Slaughterhouse Wastes for Industrial Metallic Leachates: Column Operations

N. Muthulakshmi Andal, J. Anuradha and **Gayathri N.S**

Proceedings on International Conference on 11th World *Aqua Congress*, (ISBN 978-93-5267-865-5), 101- 107, **2017**

12. Optimization of a Novel Agricultural Litter in the Cd(II) Sorption from Aqueous Solutions

N. S. Gayathri, N. Muthulakshmi Andal and J. Anuradha

Proceedings on Advanced Oxidation Processes, 70- 72, **2017** (ISBN: 978-93-8736-005-1)

13. Sorption Characteristics of Seed Shell in the Divalent Ion Removal from Aqueous Solutions

J. Anuradha, N. Muthulakshmi Andal and **N.S. Gayathri**

Proceedings on Advanced Oxidation Processes, 67 - 69, **2017** (ISBN: 978-93-8736-005-1)

14. Assessment of Fertilizer Potential for Magnesium Ammonium Phosphate (MAP) Derived from Dairy Leachates by Struvite Precipitation

N.S. Gayathri, J. Anuradha, N. Muthulakshmi Andal, K. Jeevananthi, K. Jeevitha, S. Jeevitha and B. Karishma

Proceedings on Advanced Materials for Technological Applications, (ISBN: 978-81-9346-916-3), 102, **2018**

15. A Collative Study on the Sorptive Nature of Treated/ Nanosized Materials in Sequestering Nickel Ions

N. S. Gayathri, J. Anuradha and N. Muthulakshmi Andal

Proceedings on Chemistry of Advanced Materials and its Biomedical Application, (ISBN: 9788193719848), 29, **2018**

16. Efficiency of Modified Tree Bark in the Screening of Divalent ions at Laboratory Conditions: Equilibrium and Isothermal Studies

N. S. Gayathri, J. Anuradha and N. Muthulakshmi Andal

International Journal of Current Engineering and Scientific Research, 5(4), 127-132, **2018**

17. Step-up Process of Agricultural Litter to Nano Sorbent in Sequestration of Nickel Ions – A Collative Study

N. S. Gayathri, J. Anuradha and N. Muthulakshmi Andal

Proceedings on Advances in Materials Science and Engineering for Societal Applications, (ISBN: 978-9384-29-518-9)

18. Emerging Contaminants and Extraction Methods Strategy in Pulp And Paper Industrial Effluents

Gayathri. N. S, S. Karthika and N. Muthulakshmi Andal

Bodhi International Journal of Research in Humanities, Arts and Science, 2(2), 65-69, **2018**,

19. A Study on the Bioaccumulation Studies and Screening of Toxic Metal Ions present in Effluent, Fodder, Milk Samples Collected from Coimbatore, Tirupur and Erode Districts

N. Muthulakshmi Andal, J. Anuradha and **Gayathri N. S**

Journal of Material and Environmental Science (Scopus) (communicated)

20. Sequestering Property of Modified/ Nano derived Biomaterial for Divalent Metal Ion – A Collative Study

J. Anuradha, **N. S. Gayathri** and N. Muthulakshmi Andal, *Environment Asia* (Scopus) (Communicated)

RESEARCH ARTICLES PRESENTED AT INTERNATIONAL CONFERENCES

- 1. Utilization of Waste Materials from Animal/ Plant Origin in Trapping Pb(II) ions – A Comparison**, International Conference on ‘*Water Conservation Save Blue to Save Green*’ at Anna Adarsh College for Women, Chennai, **2015**
- 2. A Comparative investigation on Sequestration of Ni(II) ions from Aqueous Solution using Untapped Tree Shells**, International Conference on ‘*Water Conservation Save Blue to Save Green*’ at Anna Adarsh College for Women, Chennai, **2015**
- 3. Adsorption Dynamics of Ecofriendly Litter Wastes for Zn(II)/Cr(VI) from Electroplating Effluents - Continuous Column Method**, International Conference on ‘*Recent Trends in Analytical Chemistry*’ at University of Madras, Chennai, **2015 (Best Paper Award)**
- 4. A Comparison in the Utilization of Modified Litter Wastes for the Removal of Ni(II) Ions: Equilibrium, Thermodynamics and Kinetics Studies**, International Conference on ‘*Energy, Environment and Engineering*’ at Coimbatore Institute of Technology, **2016**.
- 5. Designing of the Fabric Reinforced Polymer in the Assessment of Sorption Capacity of Mussel Shells Powder for Divalent ions**, International Conference on ‘*Energy, Environment and Engineering*’ at Coimbatore Institute of Technology, **2016**.

6. **Bioremediation of Water Sources at Kurumbapalayam, Coimbatore**, 3rd International Seminar on '*Nuance in Life Sciences*' at Sri Ganesh College of Arts and Science, Salem, **2017**.
7. **Role of Fruit Shell as Efficient Sorbent Material in the Reclamation of Electroplating Wastewaters**, International Conference on '*Energy, Environment and Advanced Materials for a Sustainable Future*' at Kongu Engineering College, **2017**
8. **Efficacy of Agrowaste Material in the Removal of Divalent Ion from Aqueous Solution – Equilibrium/ Isothermal Studies**, International Conference on '*Energy, Environment and Advanced Materials for a Sustainable Future*' at Kongu Engineering College, **2017**
9. **Sorption Dynamics of Modified/ MNCs from Slaughterhouse Wastes for Industrial Metallic Leachates: Column Operations**, International Conference on '*11th World Aqua Congress*' at Delhi, **2017**
10. **Assessment of Fertilizer Potential for Magnesium Ammonium Phosphate (MAP) Derived from Dairy Leachates by Struvite Precipitation**, International Conference on '*Advanced Materials for Technological Applications*', PSGR Krishnammal College for Women, Coimbatore, **2018**

RESEARCH ARTICLES PRESENTED AT NATIONAL CONFERENCES

1. **Removal of Cadmium Ions from Water/Wastewater using Chitosan- A Review**, National Seminar on '*Water Crisis: The Challenges Ahead of Global Governance*' at PSGRKC, **2014**
2. **Removal of Ni(II) via Adsorption on Treated *Aegle Marmelos Correa* (TAMC) Fruit Shell**, National Level Seminar on '*Global Trends in Environmental Chemistry*' at Sri GVG Visalakshi College for Women, Udumalpet, **2015**
3. **Optimization and Isothermal Modeling of Pb(II) Sorption using Treated *Tamarind Hull* – An Agricultural Litter Pollutant**, National Conference '*Advances in Environmental, Synthetic and Medicinal Chemistry*' at Karpagam University, **2016**

4. **Bioaccumulation Studies and Treatment of Toxic Metal Ions present in Effluent, Fodder, Milk Samples Collected from Coimbatore, Tirupur and Erode Districts**, National Symposium on '*Chemistry for Engineers*' at VIT University, Vellore, **2016**.
5. **GIS mapping, Assessment, Analysis and Treatment of Water Quality Parameters for Samples Collected from Various Panchayats of Dharmapuri District**, National Conference on '*Developing Scenario in Applied Sciences and Communicative English*' at Kumaraguru College of Technology, **2016**
6. **A Comparative study on the Sorption of Divalent Ions by Bivalves Shells; Equilibrium and Statistical Studies**, 2nd National Conference on '*Fundamental and Applied Chemistry*' Organized by Chemical Science Reviews and Letters at Hotel Silver Palace, Salem, **2016**
7. **Analysis and Assessment of Fluoride Levels in Consumable Products- An Overview**, National Conference on '*Advanced Functional Materials and their Applications in Engineering*' at Dr. NGP Institute of Technology, Coimbatore, **2017**
8. **Optimization and Isothermal Studies of Ni(II) Removal using Animal Wastes - A Comparative Study**, National Conference on '*Emerging Challenges in Material Science*' at Muthyammal College of Arts and Science, Rasipuram, Namakkal, **2017**
9. **Fruit Shells as Efficient Renewable Material for Recycling Wastewaters from Electroplating Units at Coimbatore- A Pilot Study**, National Conference on '*Innovations in Green Chemistry*' at PSG College of Arts and Science, Coimbatore **2017**
10. **Utilization of Hard Pod Shell Litter in the Adsorption of Cd(II) Ions**, National Seminar on '*Emerging Trends and Future Challenges in Chemical Sciences*' at PSGR Krishnammal College for Women, **2017**
11. **Potential Application of Hydroxy Apatite(HAP) as Fertilizer Recovered from Nutrients of Dairy wastewater**, National Conference on '*Reaching the Unreached through Science and Technology – Concepts, Principles and Application of Science and Technology for Nation Building*' at Kongunadu Arts and Science College, Coimbatore, **2017**

- 12. Optimization of a Novel Agricultural Litter in the Cd(II) Sorption from Aqueous Solutions**, National Seminar on '*Advanced Oxidation Processes*', Bharathidasan Institute of Technology, Anna University, Trichy, **2017**
- 13. Sorption Characteristics of Seed Shell in the Divalent Ion Removal from Aqueous Solutions**, National Seminar on '*Advanced Oxidation Processes*', Bharathidasan Institute of Technology, Anna University, Trichy, **2017**
- 14. Emerging Contaminants and Extraction Methods Strategy in Pulp and Paper Industrial Effluents**, National Conference on '*Recent Trends in Chemistry*' (RTC' 18), Sri Ramakrishna Mission Vidyalaya College of Arts and Science, Coimbatore, **2018**
- 15. Efficacy of Modified Tree Bark in the Screening of Divalent ions in Aqueous Media: Characterization and Isothermal Studies**, National Conference on '*Recent Advances in Material Science and Technology*', Ethiraj College for Women, Chennai, **2018**
- 16. Sequestering Property of Modified/ Nano derived Biomaterial for Divalent Metal Ion – A Collative Study**, National Conference on '*Recent Advances in Material Science and Technology*', Ethiraj College for Women, Chennai, **2018**
- 17. Step-up Process of Agricultural Litter to Nano Sorbent in Sequestration of Nickel ions – A Collative Study**, National Conference on '*Advances in Materials Science and Engineering for Societal Applications*', Sri Ramakrishna Engineering College, Coimbatore, **2018**
- 18. A Collative Study on the Sorptive Nature of Treated/ Nanosized Materials in Sequestering Nickel ions**, National Conference on Chemistry of '*Advanced Materials and its Biomedical Applications*', Kumaraguru College of Technology, Coimbatore, **2018**
- 19. Valorization of Slaughterhouse Waste as Effective Cadmium Sequesterant**, National Seminar on '*Innovations in Chemical Sciences and Green Technology*', PSGR Krishnammal College for Women, Coimbatore, **2018**
- 20. Characterization and Experimental Verification of *Terminalia catappa L.* Seed Shell as Novel Biosorbent for Eviction of Divalent Metal Ion from Aqueous Solutions**, National Seminar on '*Innovations in Chemical Sciences and Green Technology*', PSGR Krishnammal College for Women, Coimbatore, **2018**

Publications



An Investigation Approach on the Sequestration of Divalent Metal Ions Employing Animal Waste

N.S. GAYATHRI¹, N. MUTHULAKSHMI ANDAL^{2*} and J. ANURADHA³

^{2*}Assistant Professor Department of Chemistry, PSGR Krishnammal College for Women, Coimbatore, India.

^{1,3}Research Scholars Department of Chemistry, PSGR Krishnammal College for Women, Coimbatore, India.

*Corresponding Author Email:muthulakshmiandal@psgrkc.ac.in

<http://dx.doi.org/10.13005/ojc/330342>

(Received: March 04, 2017; Accepted: April 23, 2017)

ABSTRACT

The current investigation deals with utilizing Treated Goat Hoof (TGH), a no cost material derived from butcher shop for the removal of Pb(II) and Cd(II) ions from aqueous media. FTIR / SEM analyses are carried out for the functional groups identification and describe the surface morphology of the chosen material respectively. Batch studies are experimented under varied operating factors viz., particle size, dosage, initial concentration, contact time and pH of the medium to assess the sorptive nature of the chosen material. Verification of the experimental data reveal the optimized conditions for the uptake of Pb(II) and Cd(II) by TGH. Langmuir model registered the best linearity amongst the isothermal plots derived for Langmuir, Freundlich and Tempkin models. Experimental results of both the systems: Pb(II) – TGH and Cd(II)- TGH are subjected to Statistical tool analyses using SPSS 20 software for significance and correlation assessment.

Keywords: goat hoof, isotherms, optimization, statistics.

INTRODUCTION

Water is essential for the very existence of life. Rapid industrialization is the major cause for heavy metal laden discharges into aqueous streams which are declared as toxic pollutants beyond the tolerance level.¹ The chronic toxicity of heavy metals is due to the property that most of it salts are soluble in water.² Environmental concerns have motivated many methods for heavy metal removal. Most commonly employed methods include

chemical precipitation, ion exchange, adsorption, electro coagulation, membrane filtration and reverse osmosis. These techniques however, have their own disadvantages such as incomplete metal removal, high reagent/ energy requirements, generation of toxic sludge and setting up of the experimental scale.³

Adsorption method is found to be more effective in sequestering heavy metal ions from aqueous solutions⁴ and wastewaters.⁵ Goat Hoof, a

litter pollutant is employed in the present study where reports have not been found elsewhere in literature using this material for the heavy metal removal. The employment of Lead and cadmium ions in varied industries located in Coimbatore such as paper/pulp⁶, electroplating, metal finishing and batteries⁷ have been the reason for has led to the basis for the choice of these metals to study.

MATERIALS AND METHODS

Adsorbent Preparation

Goat Hoof (GH) were collected in bulk, from the butcher shops located at market places in Coimbatore, washed well with distilled water broken to smaller pieces, sun dried for a week, soaked in 0.2N Sodium Hydroxide for 3 hours and the pH was adjusted to 9. The Treated Goat Hoof (TGH) were then dried, pulverized in a laboratory blender, sieved into different particle sizes viz., 22 BSS (0.71 mm), 36 BSS (0.42 mm), 52 BSS (0.30 mm), 72 BSS (0.21 mm) and 85 BSS (0.18 mm) using standard Scientific Test Molecular Sieves. The pictorial representations of the purchased, sieved Goat Hoof (0.18 mm) are shown in fig 1a & 1b and the microscopic view of 0.18mm size of TGH is depicted in fig 1c.

Adsorbate Solution

Stock solutions with a concentration of 1000 mg/L of Pb(II) and Cd(II) were prepared using Lead Nitrate and Cadmium Acetate (AR Grade, MERCK) salts respectively. All working standard solutions of various concentrations were prepared by appropriate dilutions of the stock solution.

Batch Equilibration Experiments

Experiments of Pb(II) and Cd(II) systems using TGH were carried out in order to assess its sorption efficiency, through the role of variable parameters viz., particle sizes (0.18mm-0.71 mm) and dosages (50 mg- 250 mg: 50 mg) of TGH, initial concentrations (50, 100, 150, 200 and 250 mg/L) of the divalent solutions, agitation time between the sorbate and sorbent species (5 - 30 min: 5 min) and pH of the medium (3, 5, 7, 9 and 11). 50 ml of the predetermined concentrations of Pb(II) and Cd(II) were taken in 100 ml Erlenmeyer flasks and appropriate doses of TGH with specified sizes (pH of sorbent maintained at 9 after various trails) were added and agitated in a Rotary Shaker (KEMI)

at 120 rpm/ minute for preset time intervals, the temperature being 30°C. The pH measurements of the sorbent, unloaded, loaded samples were recorded using LABTRONICS pH meter. The initial and residual metal ion concentrations of the chosen divalent ions were analyzed using SHIMADZU (AA 6200) Atomic Absorption Spectrophotometer (AAS) operated with air acetylene flame. The concentrations of the unknown samples were observed as a linear range of the references with dilutions to appropriate concentrations.

The percentage adsorption of metal ions was estimated using the following equation.⁸

$$\% \text{ adsorption} = (C_i - C_e) / C_i \times 100 \quad \dots(1)$$

The amount of sorbate species adsorbed (q)



Fig. 1a: Purchased Goat Hoof



Fig. 1b: Sieved Goat Hoof – 0.18 mm

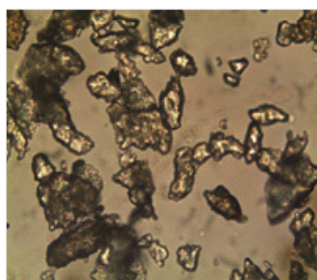


Fig. 1c: Microscopic image of TGH

were calculated using the following mass balance equation

$$q = V(C_i - C_e) / W \quad \dots(2)$$

where, V is the volume of the solution (L), W is the mass of the adsorbent (g), C_i and C_e are the initial and equilibrium metal concentrations (mg/L) respectively.

Statistical Analysis

The Batch Equilibration results were systematically analyzed using SPSS 20 (IBM SPSS Statistics) Software. Studies on Descriptive, paired T test and analysis of variance (ANOVA) were

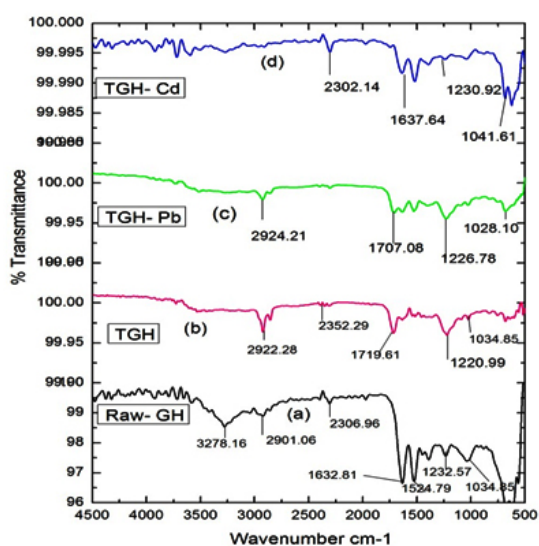


Fig. 2: FT-IR spectra of (a) raw GH (b) TGH (c)Pb(II) - TGH (d) Cd(II) – TGH

calculated to validate the experimental data for the effects of optimized particle size, dosage, pH, initial concentration and contact time during the adsorption process. These tests were used to compare the relationship and variability of the parametric data where the significance is based on 95% confidence level.

RESULTS AND DISCUSSION

Physicochemical Characteristics - TGH

Table 1 lists the physicochemical characteristics of TGH, as compared with that of other studied sorbents. The specific gravity was observed to lie between 1.3 and 2.0, implying the inactiveness of the organic material during sorption process. The bulk density value <1 is indicative of large number of pores on the TGH surface, in turn supporting the enhanced metal sorption. The porosity value (53.305) specifies the fact that the chosen material is mesoporous in nature, defining it to possess excellent sorption capacity against other compared values. The ash content value of TGH (4.1805) indicates the larger percent of carbon content and least presence of inorganic matter. Moisture content (< 5 %) indicates of favorable adsorption. The lower ash and moisture content values promote the advantageous sorptive nature of the TGH which is observed to be greater than in the corresponding values (table 1). Therefore, the trapping ability of TGH may be highly dependent on its chemical nature and internal pore structure.

FT-IR Analysis

The possibilities of functional groups on TGH to be involved in the biosorption of Pb(II)

Table 1: Characteristics Comparison with other sorbents

Factors	Goat Hoof	Prosopis Spicigera ⁹	Feronialimonia Shell ¹⁰	Ricinuscommunis Seed Shell ¹¹
pH	8.24	6.9	6	7.7
Bulk density (g/L)	0.61	0.3915	0.757	0.4384
Specific gravity	1.304	1.48	1.49	1.6367
Porosity	53.3052	70	49.19	70
Moisture (%)	2.24	8.5	17.2	3
Ash content (%)	4.1805	3.86	10.16	7.52

and Cd(II) ions were determined using FT-IR Spectroscopic studies (fig 2). The major functional groups observed on the raw GH fig 2(a) with their corresponding peaks are O-H (3278.16 cm^{-1}), C-H (2901.06 cm^{-1}), C=O (1632.81 cm^{-1}), S-H (2306.96 cm^{-1}), C-O (1232.57 cm^{-1} and 1034.85 cm^{-1}) and amino group (1524.79 cm^{-1} and 1389.77 cm^{-1}). The OH band at 3278.16 cm^{-1} is found to disappear after treatment, indicating the deprotonation, followed by the probable formation of metal oxygen bond during sorption. A shift in the position of few functional groups is noticed in the unloaded and metal laden TGH supporting the involvement of these groups during sorption process.

Surface Morphology

The SEM images of the unloaded and metal laden TGH depicted in figs 3a, 3b & 3c. Fig 3a registers a high porous morphology and a coarse surface texture with different shapes and sizes. The morphological changes as obvious from fig 3b & 3c suggest that effective sorption of Pb(II) and Cd(II) had occurred on the sorbent's surface.

Effect of Particle Size

Particle size plays a vital role in the determining the sequestration capacity of TGH for the uptake of Pb(II) and Cd(II) from aqueous solutions. Both the systems registered a maximum sorption capacity (mg/g) against smallest the particle size of 0.18mm amongst the chosen sizes (fig 4). This can be explained by the fact that relatively smaller particle size yields large surface area. According to Weber and Morris¹², the breaking of larger particles tends to open tiny cracks and channels on the particle size surface of the material resulting in more accessibility towards better diffusion.

Effect of pH

The results pertaining to variable pH environments for the studied metal systems are represented in fig 5. Adsorption is observed to increase with pH and the maximum amount adsorbed were recorded at pH 5 & pH 7 for Pb(II) and Cd(II) ions respectively. Further increase in pH led to a decline in the adsorption curves. The reduced sorption rate at highly acidic and alkaline pH ranges may be attributed to the protonation of the sorption sites and

Table 2: Descriptive, T-Test and ANOVA analysis of various parameters

System	Parameter	Descriptive		SEM	P	Paired T-Test		ANOVA	
		Mean	SD			Corr.	Sig.	MS	SS
Pb(II)-TGH	Particle Size	22.47	3.07	1.37	0.03	-0.94	0.01	37.77	9.44
	Dosage	22.07	4.01	1.79	0.09	0.91	0.03	64.18	16.05
	Initial conc. & contact time	22.01	4.44	2.22	0.04	0.45	0.54	59.37	19.79
	pH	22.56	2.89	1.29	0.02	-0.41	0.48	33.54	8.38
Cd(II)-TGH	Particle Size	24.57	2.38	1.06	0.04	-0.95	0.01	22.74	5.68
	Dosage	23.60	3.22	1.44	0.06	0.22	0.72	41.53	10.38
	Initial conc. & contact time	22.74	5.02	2.51	0.04	0.36	0.63	75.75	25.25
	pH	23.38	2.33	1.04	0.05	-0.22	0.71	21.77	5.44

SD - Standard Deviation SEM – Standard Error of Mean Corr. – Correlation
Sig. – Significance MS – Mean Square SS – Sum Square

Table 3: Calculated isothermal constants for Pb(II) and Cd(II) on TGH

System	Langmuir			RL	Freundlich			Tempkin		
	Q_m	b	R^2		K_f	1/n	R^2	B	A	R^2
Pb(II)-TGH	29.76	1.17	0.99	0.016	24.53	0.032	0.96	10.88	9.57	0.95
Cd(II)-TGH	29.94	1.06	0.98	0.010	21.67	0.031	0.95	10.01	11.45	0.94

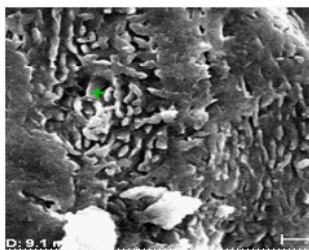


Fig. 3a: SEM image of unloaded TGH

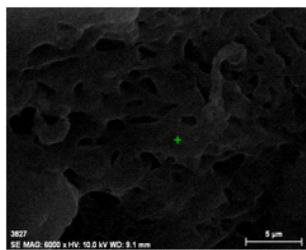


Fig. 3b: SEM image of Pb(II) - TGH




Fig. 3c: SEM image of Cd(II) - TGH

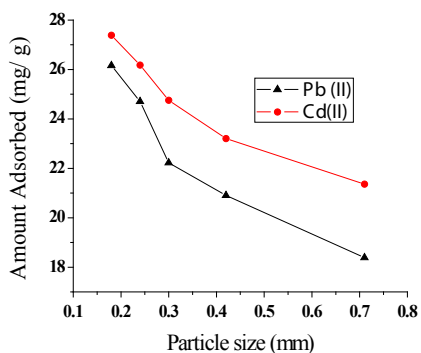


Fig. 4: Pb(II) & Cd(II) – Particle size

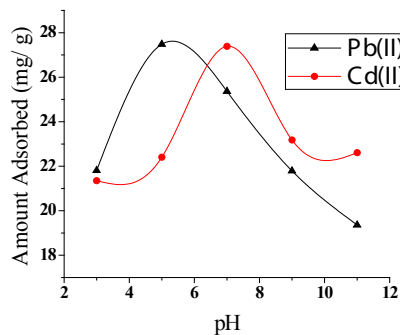


Fig. 5: Pb(II) & Cd(II) – pH

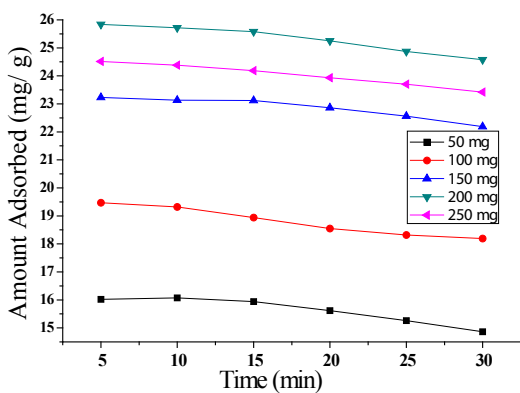


Fig. 6a: Pb(II) – Dosage

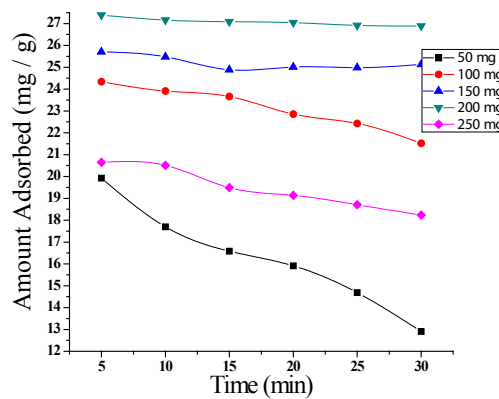


Fig. 6b: Cd(II) – Dosage

preferential hydroxyl complex formation of the metal ion in solution respectively.¹³

Effect of Adsorbent Dose

Removal of metal ions were found to be less at lower doses, but exponentially increased and reached equilibrium at 200 mg (figs 6a & 6b). The increase in metal uptake against doses (50 – 200 mg : 50 mg) is due to the proportional availability of active sites for adsorption.^{14, 15}

Effect of Initial Concentration and Contact Time

The influences of initial metal ion concentration (50 – 200 mg/L: 50 mg/L) and contact time (5 - 10 mins : 5 mins) for Pb(II) – TGH and Cd(II) – TGH systems are presented in figs 7a & 7b respectively. Equilibrium was found to attain at a contact time of 5 minutes after which the systems appeared to reach a saturation point. This is obvious from the plateau nature of the curves from 5 – 30 mins. Increase in percent removal against metal ion

concentration (upto 100 mg/ L) is obvious from the figures. Further increase in initial concentration leads to the lowering of metal up take, the reason could be reduction in ratio of sorptive surface to metal ion concentration. Henceforth, 100 mg/L was fixed as the optimum concentration for both the systems with an agitation time interval of 5 mins for their removal.

Interpretation of SPSS

Based on the results and observations, conditions have been optimized for the maximum

removal as: 0.18 mm Particle Size, 200 mg Dose, 5 mins Contact Time, 100 mg/ L Initial Concentration for both the systems with variation in fixation of pH ranges [pH 5 for Pb(II)] and [pH 7 for Cd(II)]. The statistical criteria used to corroborate the optimized experimental data on the adsorption process of the systems are listed in table 2. Mean value, Standard deviation value, Standard error of mean value and P values were calculated with reference to the significant value of 0.05 confidence level. Paired T-test registered the significant correlation between

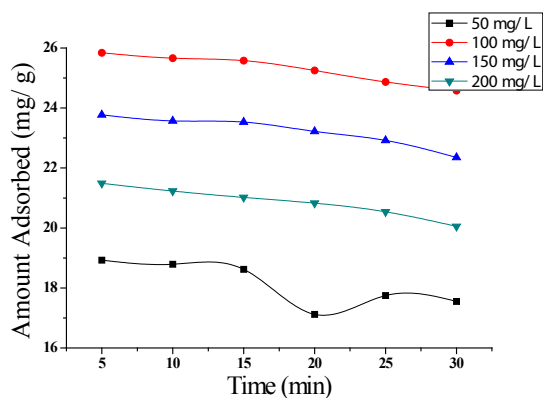


Fig. 7a: Pb(II) – Initial Concentration and Contact Time

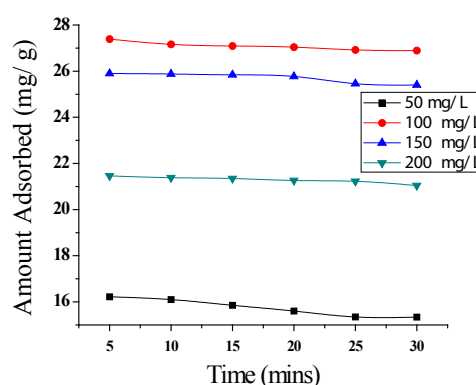


Fig. 7b: Cd(II) – Initial Concentration and Contact Time

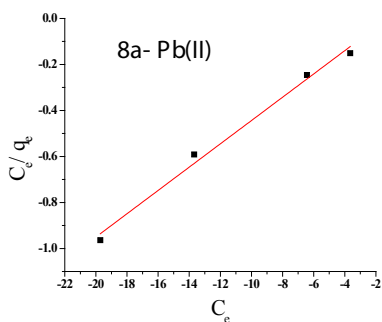


Fig. 8a: Langmuir Plot – Pb(II)

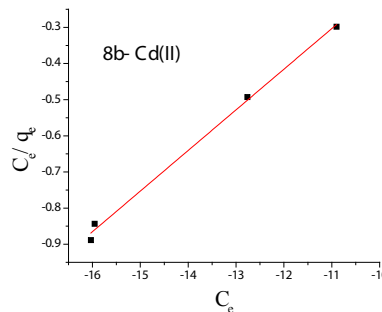


Fig. 8b: Langmuir Plot - Cd(II)

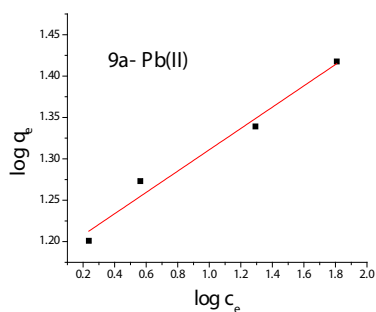


Fig. 9a: Freundlich Plot – Pb(II)

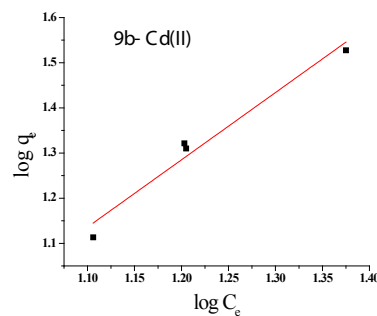


Fig. 9b: Freundlich Plot – Cd(II)

the amounts of divalent ions adsorbed (q_e , mg/g) and relevant assessed parameters. The mean square and sum square values of ANOVA calculated intend to signify the deviation between the sorbed and unadsorbed species. The calculated statistical data are found to correlate well with the experimental data.

The probability values calculated for the influence of operating parameters viz., particle size, initial concentration and contact time, pH are observed to be lesser than the significant value (0.05), implying of the rejection of null hypothesis for both the metal ions. But in the case of dosage, the P values are greater than the significant value (0.05), favoring the acceptability of null hypothesis.

From the T- test results, a negative correlation is observed for the study of particle size and pH factors, representing an increase in the sorption, being indirectly proportional to the aforesaid factors. The positive correlation values from the calculations as far as the effects of dosage, initial concentration and contact time are concerned, indicate an increase in the amount adsorbed with an inclination of the parametric values for both the systems.

Sum square and Mean square values of each factor quantifies their importance in the adsorption process where these values play a significant role in favour of the experimental evidences.

Adsorption Isotherm

Adsorption isotherms indicate the distribution of molecules between the liquid phase and solid phase when the adsorption process reaches an equilibrium state.¹⁷ The present study focuses on three isothermal studies viz., Langmuir,

Freundlich and Tempkin, where isothermal constant values are tabulated in table 3.

Langmuir Isotherm

Langmuir Isotherm equation can be written as

$$C_e / Q_e = C_e / Q_m + 1 / bQ_m \quad \dots(3)$$

The Langmuir constants Q_m and b of Pb(II) – TGH and Cd(II) – TGH were calculated from the linear slopes $1/Q_m$ and intercepts $1/bQ_m$ from the figs 8a and 8b, is listed in table 3. Maximum Q_m values of Pb(II)– TGH and Cd(II)- TGH systems being 29.7619mg/ g and 29.9401 mg/g respectively, indicate the physical monolayer adsorption. The essential characteristics of the Langmuir equation can be expressed in terms of a dimensionless separation factor (R_L). The R_L values imply an unfavourable adsorption ($R_L > 1$), Linear ($R_L = 1$), favourable ($0 < R_L < 1$), or irreversible ($R_L = 0$). R_L values for the current study lying between 0 and 1 declare favourable adsorption under specified conditions.¹⁸ The correlation coefficients (R^2) ranging as 0.9994 and 0.9997 for Pb(II) and Cd(II) ions with best linear fit of the plot favour Langmuir isotherm.

Freundlich isotherm

Linear plots of $\log C_e$ vs $\log q_e$ (figs 9a and 9b) based on the Freundlich equation: ($\log q_e = \log K_f + 1/n \log C_e$), indicate that the systems obey this isotherm model also. However, a comparison amongst the isothermal constants reveals the better fit of Langmuir model. This is further supported by the adsorption intensity values ($b > 1/n$).

Tempkin isotherm

Tempkin isothermal equation ($q_e = B \ln A + B \ln C_e$) contains a factor that explicitly takes into account adsorbent-adsorbate interactions.

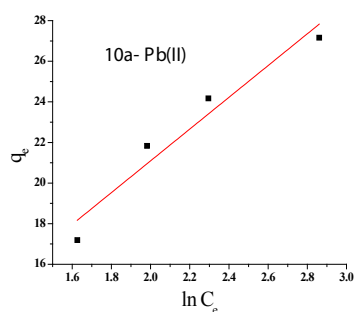


Fig. 10a: Tempkin Plot – Pb(II)

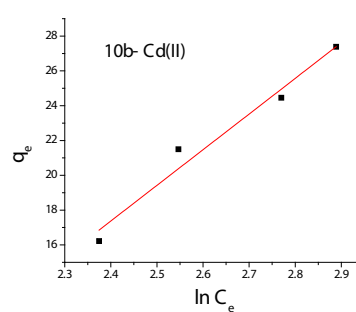


Fig. 10b: Tempkin Plot – Cd(II)

The constant A and B are related to the heat of sorption and maximum binding energy respectively (figs 10a & 10b). The values of correlation coefficients and constants fairly fitted to the Temkin model and the results were similar to those of M. Sujatha *et al.*¹⁹

CONCLUSION

Goat hoof, an animal waste were collected from local butchers were employed for the removal of toxic Pb(II) and Cd(II) ions from aqueous solutions, with seldom research reported elsewhere. The

collected was subjected to chemical treatment and the sample was tested for its suitability to remove the chosen divalent ions by Batch Equilibration method. This was ensured through the verification of operational factors and further confirmed by characteristics (FTIR & SEM) and Statistical analyses (Descriptive, T-Test & ANOVA). Isothermal studies proved the better linear fit in of Langmuir plot, thereby supporting mono layer adsorption. Based on these observations, it is concluded that Treated Goat Hoof serves the betterment of the societal setup as a part of cleaning up the litter and trapping the toxic ions with 98 %.

REFERENCE

- Mehmet Emin Argun; Sukru Dursun; Mustafa Karatas. *Desal.* **2008**, 249, 519–527.
- Dhiraj Sud; Garima Mahajan; Kaur, M.P. *Biores Technol.* **2008**, 99, 6017–6027.
- Ahalya, N.; Kanamadiand, R. D.; Ramachandra, T. V. J. *Environ. Biol.* **2007**, 28(4): 765-769.
- Boldizsar Nagy.; Carmen Mânzatu; Szende Tonk.; and Cornelia Majdik. *J. Environ. & Biotech. Res.* **2016**, 2(1), 27-36.
- Ahmaruzzaman, M. *Adv. Colloid Interface Sci.* **2011**, 166, 36–59.
- Verma, V. K.; Gupta, R. K.; and Rai, J. P. N. *J. Sci & Indus Res.* **2005**, 64, 778- 781.
- Wan Ngah, W.S.; Hanafiah, M.A.K.M. *Biores Technol.* **2008**, 99, 3935–3948.
- Venkateswaran, V.; Kalaamani, P.; and Karpagam, N. *Chem. Sci. Trans.* **2015**, 4(2), 347-354.
- Karthikeyan, S.; Sivakumar, P. *J. Environ. & Nanotech.* **2012**, 1(1): 05-12.
- Thamilarasu, P.; and Karunakaran, K. *Can. J. Chem. Eng.* **2012**, 9999, 1–10.
- Javier Bayo, *Chem. Eng. J.* **2012**, 191, 278–287.
- Karthikeyan, S.; Sivakumar, P.; and Palanisamy, P. N. E – *J. Chem.* **2008**, 5, 409-426.
- Nwabanne, J.T.; and Igbokwe, P.K. *Int. J. Multidisciplinary Sci. Eng.* **2012**, 3(7), 46- 52.
- Leila Mahdavian. *Afr. J. o. Microb. Res.* **2012**, 6(1), 183-189.
- Jeyaseelan Aravind; Shanmugaprasanth Muthusamy; Sangeetha Hubbathalai Sunderraj; Lenin Chandran; Kanmani Palanisamy. *Int. J. Indus. Chem.* **2010**, 2(2), 72-82.
- Hossain, M. A.; Ngo, H. H.; Guo, W. S.; and Nguyen, T. V. J. *Water Sustain.* **2012**, 2(1), 87–104.
- Ahmet Ornek; Mahmut Ozacar; Ayhan Sengil, I. *Biochem. Eng J.* 2007, 37, 192-200.
- Hanim Awab.; and Thanalechumi Paramalinggam. *J. Fund. Sci.* **2011**, 7(2), 113-119.
- Sujatha, M.; Geeetha, A.; Sivakumar, P.; Palanisamy, P.N.E- *J. Chem.* **2008**, 5(4), 742-753.